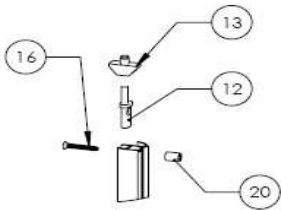
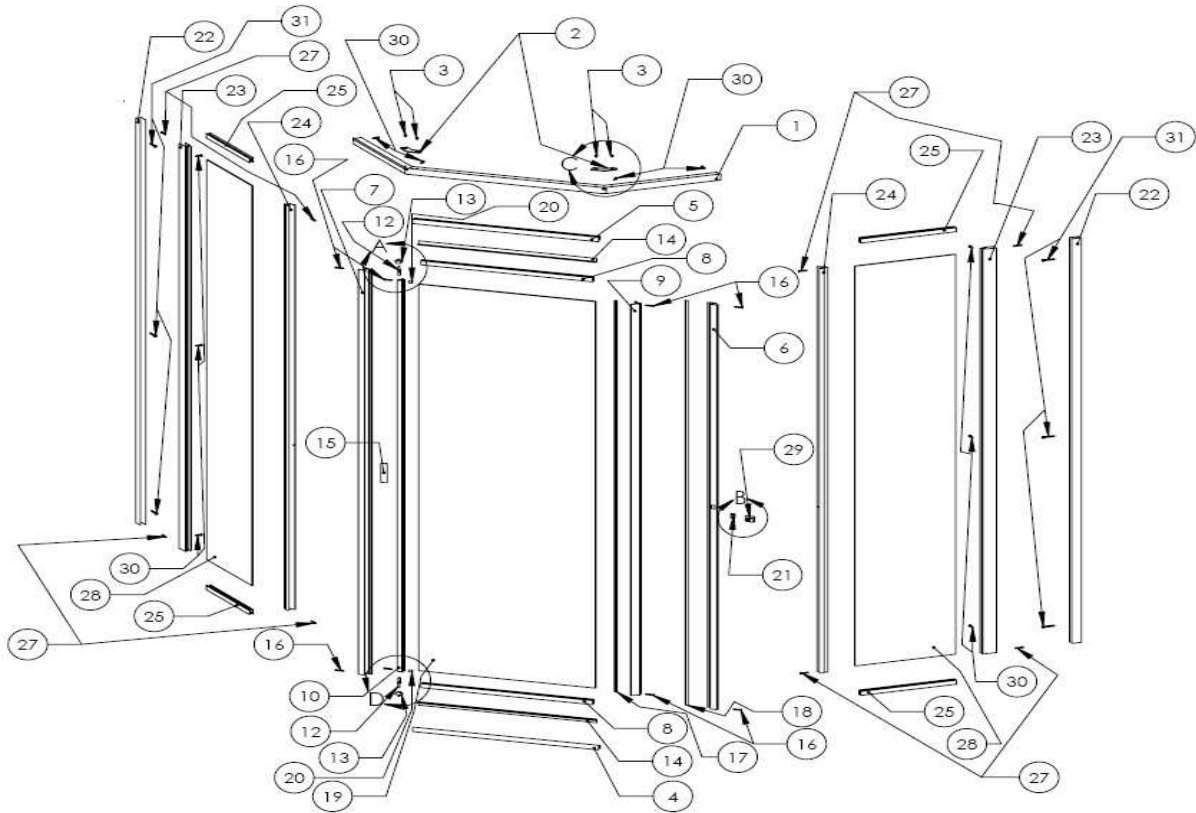
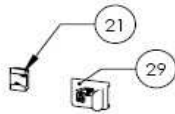


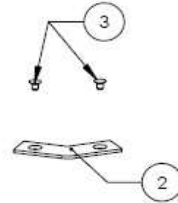
A025 COMPONENTS



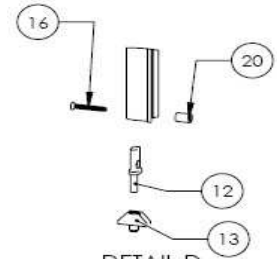
DETAIL A
SCALE 1 : 4



DETAIL B
SCALE 1 : 4



DETAIL C
SCALE 1 : 4



DETAIL D
SCALE 1 : 4

Part #	Qty.	Description	Part #	Qty.	Description
1) 1149	1	Fasia	17) I-01-1	1	Mag Strip (Door Rail)
2) I-04	2	Fascia Bracket	18) I-01-2	1	Mag Strip (Strike Jamb)
3) I-05	4	Fascia Rivet	19) VARIOUS	1	Door Glass
4) 1143-1	1	Door Sill	20) I-20	2	Spacer
5) 1143-2	1	Door Header	21) I-23	1	Travel Latch Base
6) 1153-1	1	Strike Jamb	22) 1137	2	Inner Adjustable Jamb
7) 1153-2	1	Pivot Jamb	23) 1139	2	Panel Wall Jamb
8) 1146	2	Top/Bottom Rail	24) 1152	2	135° Post
9) 1144	1	Strike Rail	25) 1142	2	Panel Header / Sill
10) 1145	1	Pivot Rail	26) V-1	1	Glazing Vinyl (Not Pictured)
11) V-1	Inch	Glazing Vinyl (Not Pictured)	27) S-141	8	#6 X 1" MS FH Type F Screw
12) I-02	2	Pivot Pin	28) VARIOUS	2	Panel Glass
13) H-215	2	Pivot Bushing	29) I-22*	1	Accent Travel Latch
14) I-24	2	Drip Vinyl	30) I-10*	12	#8-18 x 5/8" Sq Pn Tek Screw
15) I-27	1	Hinge Cushion	31) I-09*	6	#8 X 1 1/2" Sq Pn Tek Screw
16) S-141	8	#6-32 x 1" Phil FH Type F Screw			* Included in hardware bag (A025HB)



Shower Enclosures America, Inc.
Ontario, CA

