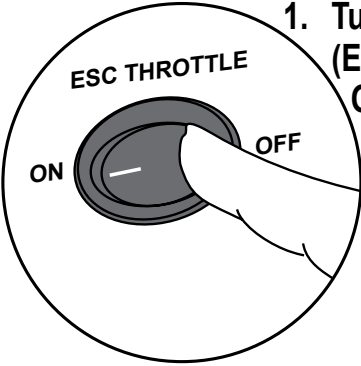
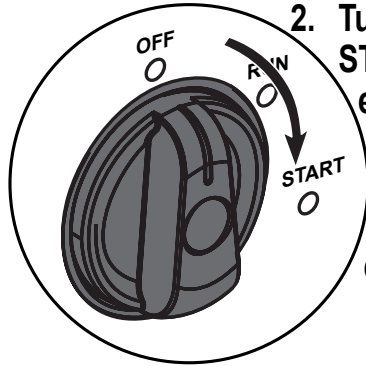


STARTING THE GENERATOR

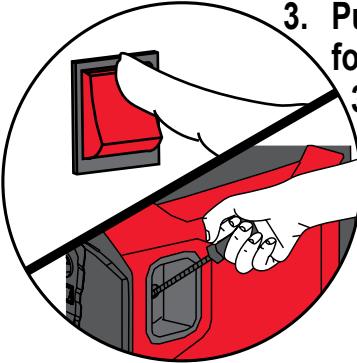
1. Turn Economy (ESC) Switch OFF.



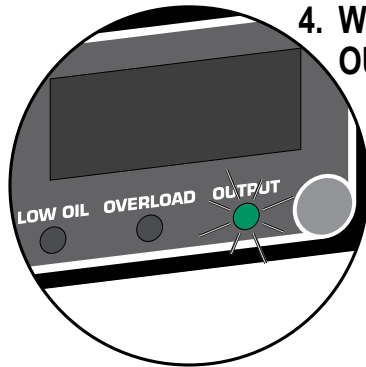
2. Turn Switch to START for cold engine.
or
Turn to RUN for warm engine.



3. Push Start for up to 3 seconds.
or
Pull Starter Handle.



4. Wait for OUTPUT light.



5. Slowly turn Switch to RUN before attaching loads.

